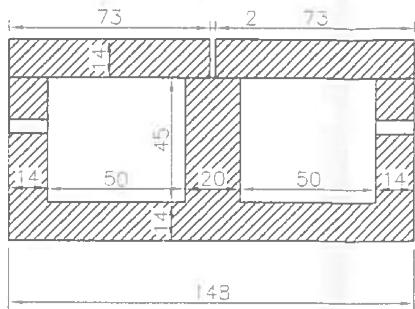
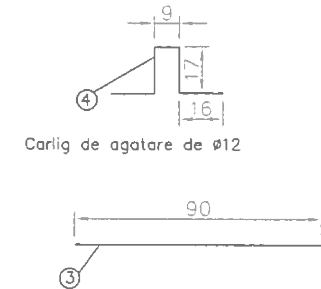
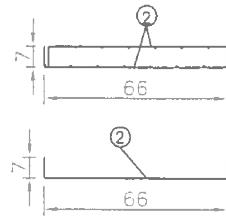


Schita canivou dublu beton armat

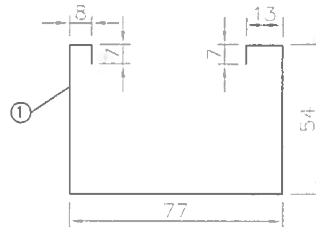
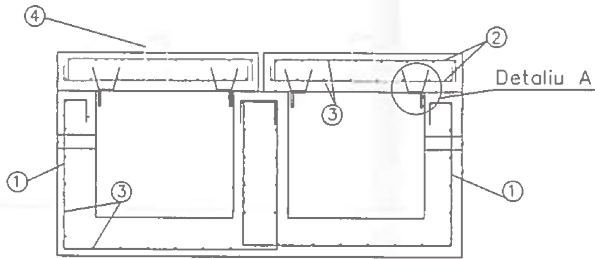
SECTIUNE TRANSVERSALA PRIN CANAL



DETALIU ARMARE CAPAC CANAL



Carlig de agatare de Ø12



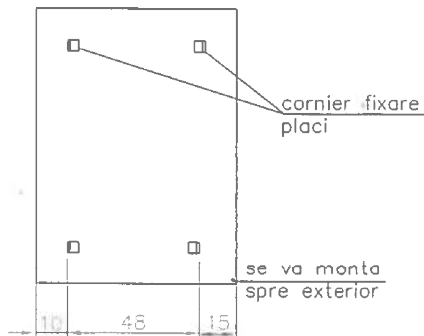
Extras armatura pt. un tronson de 1 m

Marca	Diam	Lung.cm	Buc.	kg	kg/ml	Cal otel
1	Ø10	220	22	29.86	0.617	OB37
2	Ø10	80	44	21.72	0.617	OB37
3	Ø8	90	64	22.75	0.395	OB37
4	Ø12	75	8	5.33	0.888	OB37
5	Ø8	25	8	0.79	0.395	OB37
TOTAL				80 kg		

EXTRAS LAMINATE

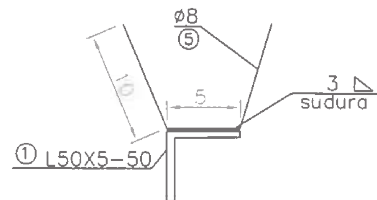
POZ	DENUM.	DIMENS.	ml	kg/ml	kg buc/placa
1	cornier CL37	50x5-50	0.05x8	3.59	1.436
TOTAL				1.436 kg	

CAPAC CANAL



detaliu A

scara 1 : 25



Volum beton canivou = 0,423 mc/bucata
 Volum beton capac canivou = 0,102 mc/bucata x 2 buc. = 0,204 mc
 Volum total beton = 0,63 mc/bucata canivou cu 2 capace

Titlu planşa:
CANIVOU DUBLU BETON ARMAT

Bloc Beton S.R.L.
 Comuna Borş nr. 425,
 jud. Bihor
 RO27014342, J05/718/2010